

Annual
W.W.II Weekend / Safety & Operations
And
Airport Tabletop
Exercise

**READING REGIONAL
AIRPORT**

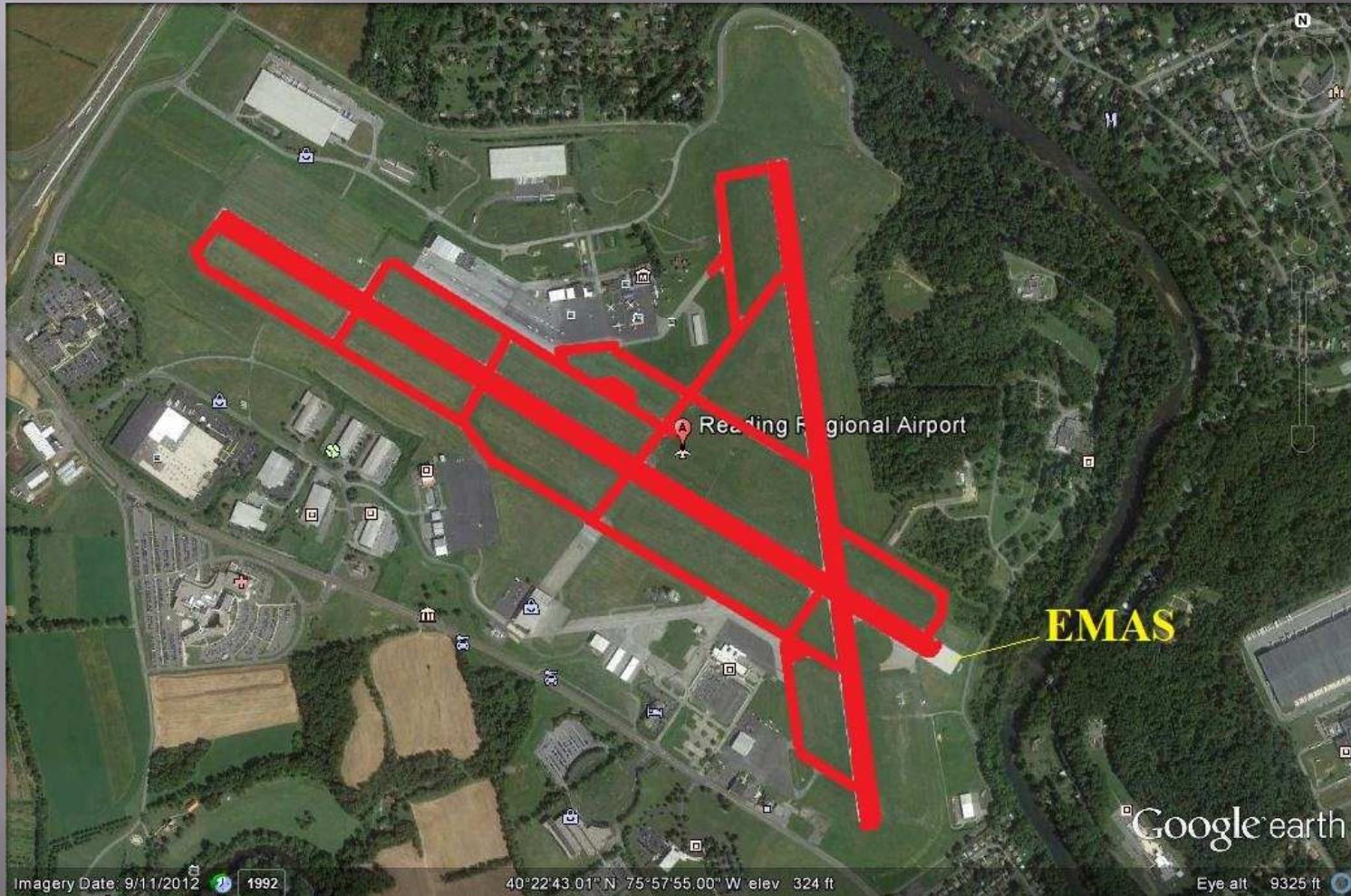


March 24, 2015

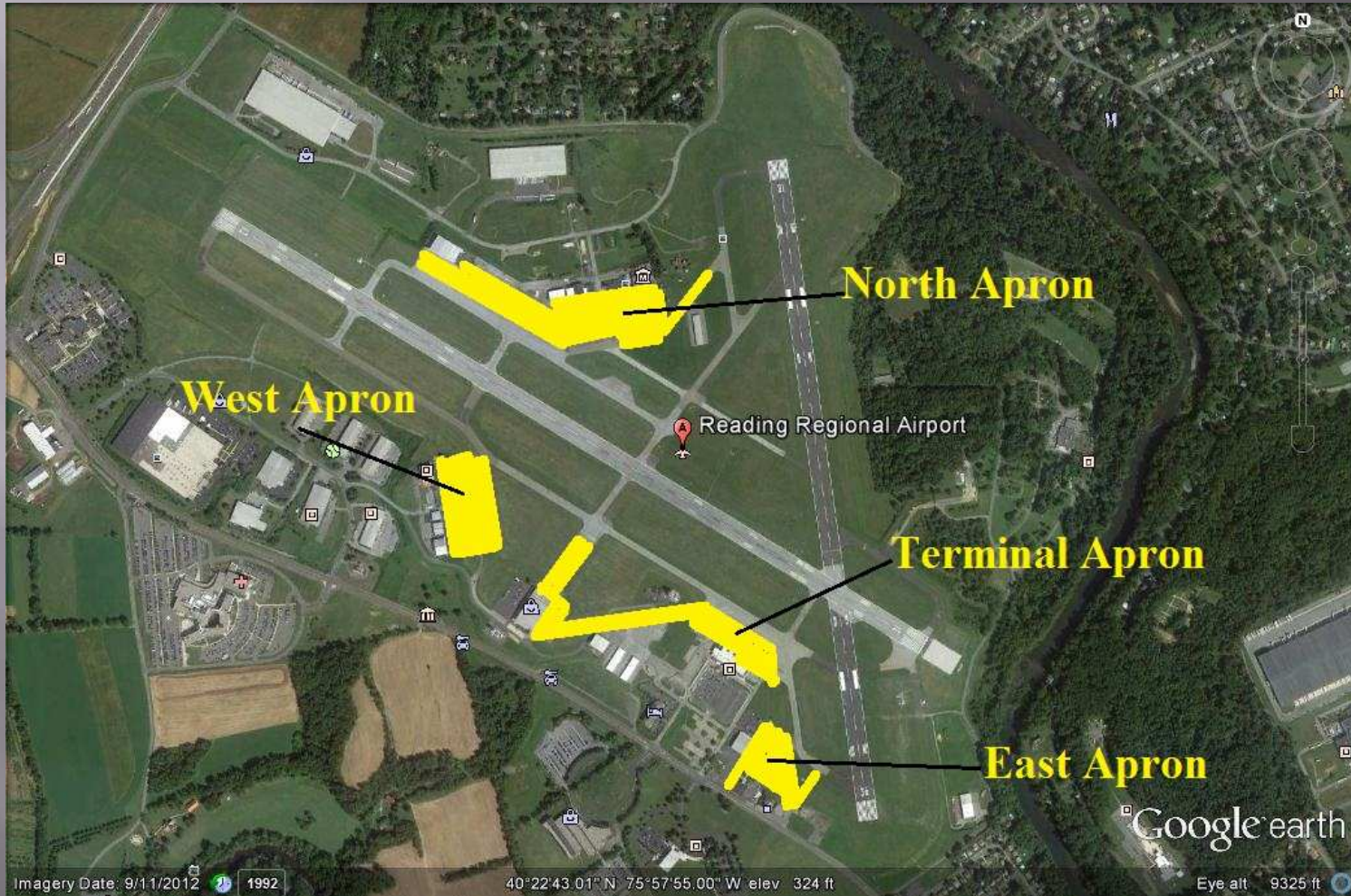
Airport Operations Area (AOA)



Movement Areas



Non-Movement Areas



Non-Movement Area Markings



Never cross solid line
without ATC
clearance!



Imagery Date: 9/11/2012 1992

40°22'53.12" N 75°58'01.17" W elev 310 ft

Eye alt 852 ft

Google earth

Runway Hold Lines

Rwy Hold Lines mean **STOP!** Do NOT cross double solid lines with out ATC clearance.

Rwy Hold Position Sign



TIER 1 vs. TIER 2

- ▣ **TIER 1** authorization allows ID badge holder access on all Movement Areas.
- ▣ This authorization requires GVOT, written test, AND a practical test.

- ▣ **TIER 2** authorization allows ID badge holder access on to Non-Movement Areas only!
- ▣ This authorization requires Ground Vehicle Operations Training (GVOT) and a written test.

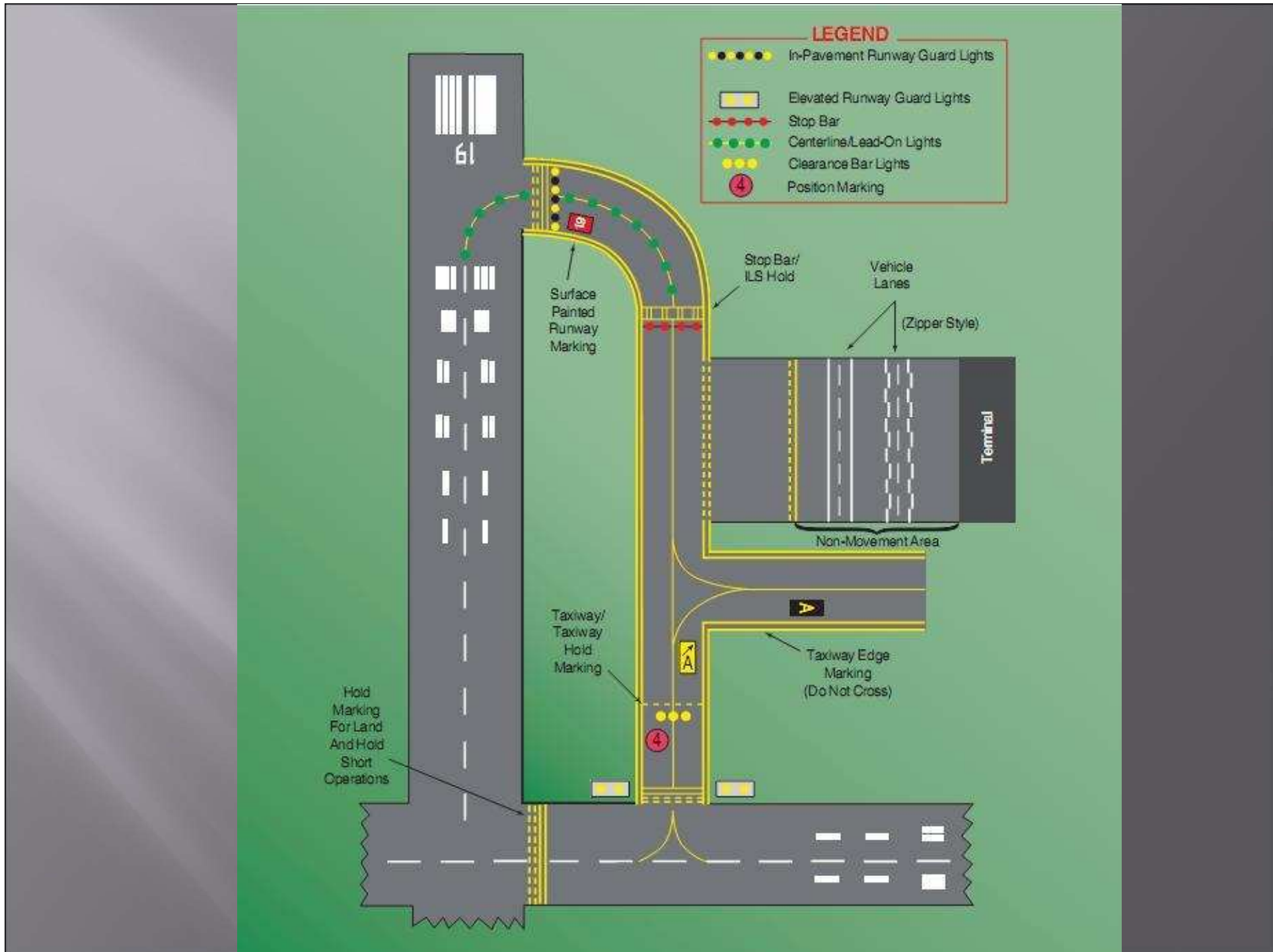
RDG Airport Markings & Signs









Airport Lighting & Marking

- ▣ Taxiway lights are **BLUE**...pavement markings are **YELLOW**.
- ▣ Runway lights are **WHITE** with **AMBER**/WHITE on the last 2,000 feet of runway and **RED**/**GREEN** on the threshold ends.....pavement markings are **WHITE**.





LEGEND

-  In-Pavement Runway Guard Lights
-  Elevated Runway Guard Lights
-  Stop Bar
-  Centerline/Lead-On Lights
-  Clearance Bar Lights
-  Position Marking

Surface Painted Runway Marking

Stop Bar/
ILS Hold

Vehicle Lanes

(Zipper Style)

Terminal

Non-Movement Area

Taxiway/
Taxiway
Hold
Marking

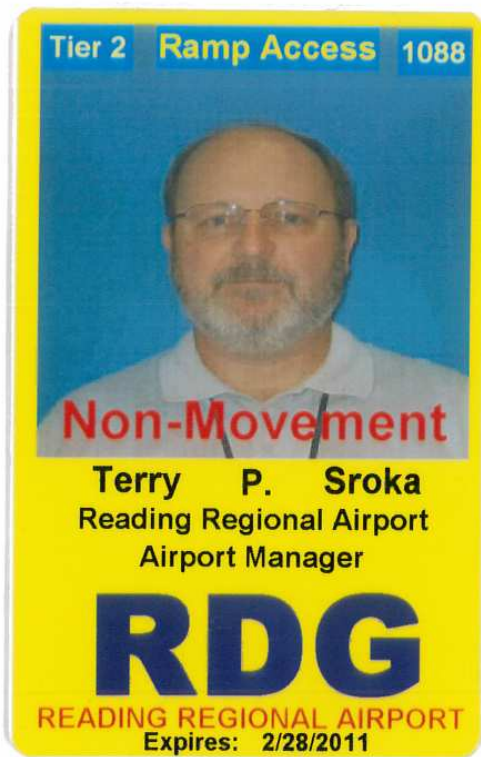
Taxiway Edge
Marking
(Do Not Cross)

Hold
Marking
For Land
And Hold
Short
Operations

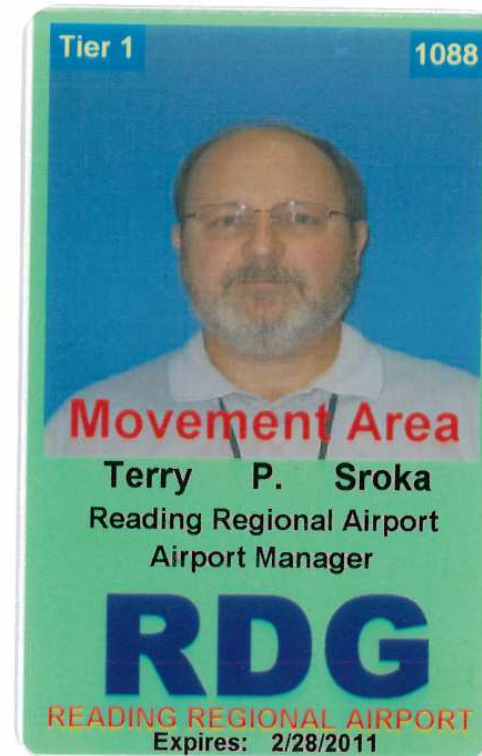
Airport ID Badge

Airport Identification Media

Non-Movement Area Badge
issued to all airside tenants



Movement Area Badge issued to
employees / tenants approved to operate
vehicles on movement area



**Note the
difference
between each
ID badge to
ensure
personnel are
in authorized
area**

MAAM (Normal) authorized areas




MAAM W.W.II Wknd authorized areas



Vehicle Requirements

- ▣ Any vehicle including tugs, mowers, cars, trucks etc..operating on any Movement Areas MUST be equipped with the following:
 - ▣ 1. Company Logo
 - ▣ 2. Yellow Flashing Beacon
 - ▣ 3. Orange & White Safety Flag
 - ▣ 4. Radio Communications with ATCT

Escort Procedures

- ▣ Escorting means you stay with the person or persons at ALL times while they are on the AOA (inside the fence).
- ▣ DO NOT ALLOW vehicles or personnel inside the fence unless you remain with them and are able to control their every movement!
- ▣ This is how Txy/Rwy incursions happen! 

Gate Access Procedures

- ❑ When entering a gate make sure only **you** enter. DO NOT allow someone else to “piggyback” behind you unless your are escorting them.
- ❑ Anyone behind you must stop and use their own gate access ID badge to gain entry.
- ❑ Upon entry or exit, make sure gate closes behind you so no personnel or other vehicles enter the AOA.



▣ Airside Tenant's Responsibilities

- ▣ 8.1 Airside tenants shall notify the RRAA prior to commencing any construction activities on AOA. A point of contact shall be designated to oversee the contractor's operations.
- ▣ 8.2 Each airside tenant shall be responsible to ensure contractors, suppliers, or any other persons do not enter the AOA unless authorized and appropriately escorted.
- ▣ 8.3 Airside tenants are responsible for escorting any and all vehicles onto the ramp areas. Escorting means a trained individual employed by the tenant shall remain with the vehicle as it enters the AOA, while it is positioned on the AOA, and when it leaves the AOA. Vehicles entering the AOA under escort are the responsibility of the airside tenant. This includes limos, Fuel or delivery trucks, trash collectors, or other vehicles accessing the ramp area as authorized by the airside tenant.
- ▣ 8.4 Each Airside Tenants shall assign one individual as the **Designated Trainer** to provide training to other company employees as outlined in the GVOTM. This Designated Trainer shall receive annual recurrent training by the airport staff to ensure proper implementation of the GVOTM is being provided to all employees. It shall be the tenant's responsibility to ensure that all employees have received initial and recurrent training. A copy of the GVOTM training record for individual training shall remain on file with each airside tenant and a copy shall be forwarded to the Airport Manager's office for the files.
- ▣ 8.5 Failure to provide training as outlined in the GVOTM shall result in the suspension of the Designated Trainer privileges.

Air Traffic Control (ATC)

- ▣ **Ground Control Frequency is 121.9**
- ▣ **Tower Frequency is 119.9**
- ▣ **Tower Ph# 610-374-8039**



Orange & White Safety Flags!

- ▣ Construction Flags : 36" Sewn Nylon Flag
- ▣ Don't risk violating FAA rules!

FAA AC 150-5210-5C & AC 150-5200-18C are clear, if you operate a construction or inspection vehicle on the airport, it must display a flag as follows:

"(3) The flag must be at least a 3-foot by 3-foot (0.91 meter by 0.91 meter) square having a checkered pattern of international orange & white squares at least 1 foot (305mm) on each side."



Safety Vest for AOA workers!





DO NOT CROSS SHOW FENCE LINE UNLESS ENGAGED IN ESCORTED SHOW ACTIVITY

IN CASE OF EMERGENCY DIAL 911

5151 X

RUNWAY B-36V

DANGER-DO NOT CROSS

RUNWAY 10-36

DANGER-DO NOT CROSS



BATTLE GROUND
Set-Up Week: 5/31/14 - 6/05/14
MAAM W/WW WEEKEND JUNE 6, 7, 8 2014
JIM SHOFF WILLYSIEP@GMAIL.COM
EVENT COORDINATOR
MAP DATE: 03/15/14

MAP KEY

- Porta-Potties
- First-Aid EMS
- Information
- Shuttle Bus Stop
- Water Point
- Shade Tents
- Reenactor Show HQ

NO PARKING

To Rt. 153

▣ **THANK YOU.....** for taking this time to become familiar with airport operations, security, and safety procedures. Security and Safety is everyone's priority and **your** help in maintaining a secure and safe airport environment is greatly appreciated!

- ▣ Terry P. Sroka
- ▣ Airport Manager
- ▣ Reading Regional Airport
- ▣ 2510 Bernville Raod
- ▣ Reading, PA 19605
- ▣ Email: tsroka@readingairport.org
- ▣ Ph# 610-372-4666 Ext 11